


CLEAR VISION BEGINS WITH HEALTHY EYES

Below is a sampling of some of the equipment we utilize to assure you and your family the highest quality examination and the most accurate prescription available.

Auto Refractor/Keratometry: Measures the quantity of nearsightedness, farsightedness and astigmatism of the eye. Also measures the corneal shape of the eye.



Auto Lensometer: Measures the amount of prescription in your current glasses, any bifocal prescription, and rates the quality of the optics.



Tonometry: This test is used to measure the ocular pressure of the eye to test for glaucoma.



Computerized Visual Fields: Flashing distorted boxes measure the integrity of the nerve pathway from eye to brain to reveal glaucoma, retinal tears, tumors, or neurological problems.



What is an Optometrist?

Doctors of Optometry (ODs) are the primary health care professionals for the eye. Optometrists examine, diagnose, treat and manage diseases, injuries and disorders of the visual system, the eye and associated structures, as well as identify related systemic conditions affecting the eye.

Doctors of Optometry prescribe medications, low vision rehabilitation, vision therapy, spectacle lenses, contact lenses and may perform certain surgical procedures.

About Dr. Gospodarek

As a board-certified Optometrist, Dr. Gospodarek specializes in providing comprehensive eye exams for glasses and contact lenses, foreign body removal, treatment of medical eye problems such as red eye, eye allergies, dry eye, and glaucoma. In addition, he provides consultation for prospective cataract and lasik candidates.

His educational background consists of a bachelors degree in biology and a minor in chemistry from UW-Stevens Point, along with a doctorate from Indiana University – Bloomington, where he graduated with honors.

Dr. Gospodarek pursues excellence in delivering quality, affordable eye health care to enhance and preserve vision for the entire family. Attention to detail and assuring each and every patient has the proper understanding of their visual concerns is an absolute priority.

**2470 West Mason Street
Green Bay, Wisconsin 54303**

**(920) 355-3055 - OFFICE
(920) 355-3055 - FAX**

Examination Hours

**Mon 10:00 - 3:00
Wed 10:00 - 6:00
Fri 10:00 - 6:00
Sat 9:00 - 5:00**

Optical Hours

**M - F 10:00 - 7:00
Sat 9:00 - 7:00
Sun 11:00 - 5:00**

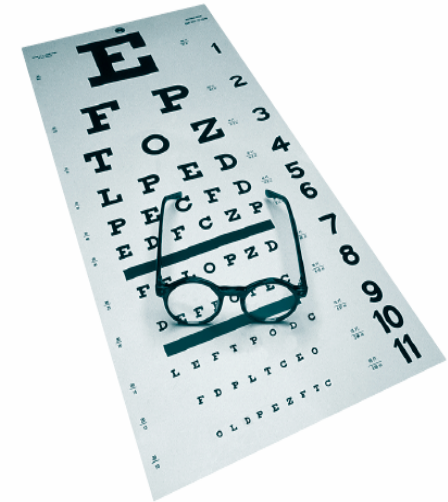
EYE EXAMS



DR. JASON GOSPODAREK

OPTOMETRIST

GreenBayEyeCare.com



(920) 355-3055

www.GreenBayEyeCare.com

WALK-INS ALWAYS WELCOME!

What's Involved in an Eye Exam?

Visual Acuity Test– Measures how clearly you can see at a distance, or up close, on the eye chart.

Eye Muscle Test– Designed to detect any weaknesses or uncontrolled movement in the muscles that move your eye up, down and side-to-side.

Confrontation Visual Fields Test – Used to determine whether you have difficulty seeing in any areas of your peripheral vision. If you are not able to see in certain areas, your eye doctor will perform a computerized visual fields test to help diagnose your eye condition.

Glaucoma Test (Tonometry) - Measures your intraocular pressure - the pressure inside your eyes. Tonometry helps Dr. Gospodarek identify if you have glaucoma, a disease that causes pressure to build up inside your eyes and can lead to blindness. Glaucoma can be treated if it's caught early.

Refraction Assessment - Helps Dr. Gospodarek establish a corrective lens prescription that will give you the sharpest vision.

Slit-lamp Examination– A slit lamp is a microscope that allows Dr. Gospodarek to see the structures at the front of your eye. He then uses this microscope to examine the cornea, iris, lens, and anterior chamber of your eye.

Ophthalmoscopy– This procedure examines the back of your eye, including your retina, optic disc, choroids and blood vessels. If severe problems such as wet macular degeneration, proliferative diabetic retinopathy, posterior uveitis, and end-stage glaucoma are detected, referral to the proper specialist will made.

Professional Services

Comprehensive Eye Exams

Child and Infant Exams

Spherical Contact Lens Fittings

Toric Contact Lens Fit (Corrects Astigmatism)

RGP's (Hard Contacts) Lens Fittings

Monovision Contact Lens Fittings

Bifocal Contact Lens Fittings

Foreign Body Removal

Visual Fields Screening

Diagnosis & Treatment of Eye Disease

Specialty Eye Disease Testing

Treatment of Eye Injuries

Dilated Eye Exams



**The Greatest Compliment Our Patients Can Give
Is Referrals of Their Friends and Loved Ones.**

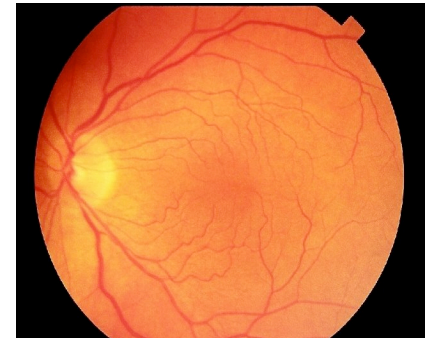
Thank You for Your Trust.

THE DR. GOSPODAREK **“TRUSTED EYE CARE GUARANTEE”**

My commitment to providing the **Best Patient Experience** is not just something I talk about, I guarantee it!

I guarantee every patient will receive a Great Exam Experience, an Excellent Eyeglass Prescription and a Thorough Health Assessment of your eyes or your money back.

- Jason Gospodarek, O.D.



A View Inside the Eye Using Digital Retinal Imaging

Jason Gospodarek, O.D.
2470 West Mason Street
Green Bay, Wisconsin 54303
(920) 355-3055 - OFFICE
(920) 355-3055 - FAX